


Luminaire Photograph



Light Output Ratio:	45.7%	
Luminaire Power:	11.22 W	
SHR Nominal:	0.00	Calculated using the TM5
SHR Maximum:	0.30	fine grid method.

C Range: 0 - 360DEG
C Interval: 30.0DEG
Test Speed: HIGH
Temperature: 25.3 °C
Operators: zoe
Test Date: 2024-01-03

γ Range: 0 - 180DEG
γ Interval: 1.0DEG
Test System: EVERFINE GO-SPEX500_V1 SYSTEM V2.00.461
Humidity: 65.0%
Test Distance: 3.160m [K=1.0000]
Remarks: LAMP: BXRV-DR-1830G-100Z-A-23 Ra:90
LENS: PM-1103A 24R+DIFFUSER
DRIVER: PUP10A-1WMC-700 500mA
30minutes warm-up

LUMINOUS INTENSITY DISTRIBUTION DIAGRAM

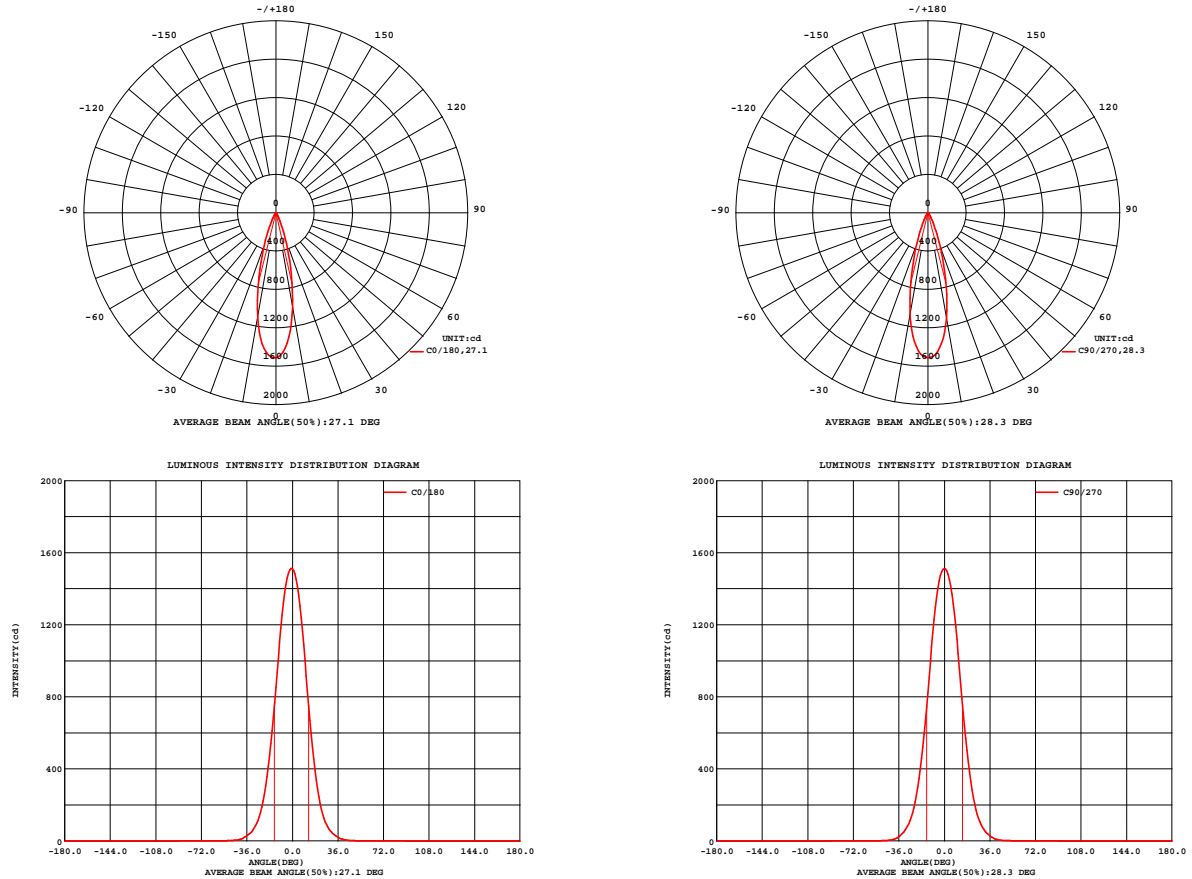


Fig. C0/C180

Fig. C90/C270

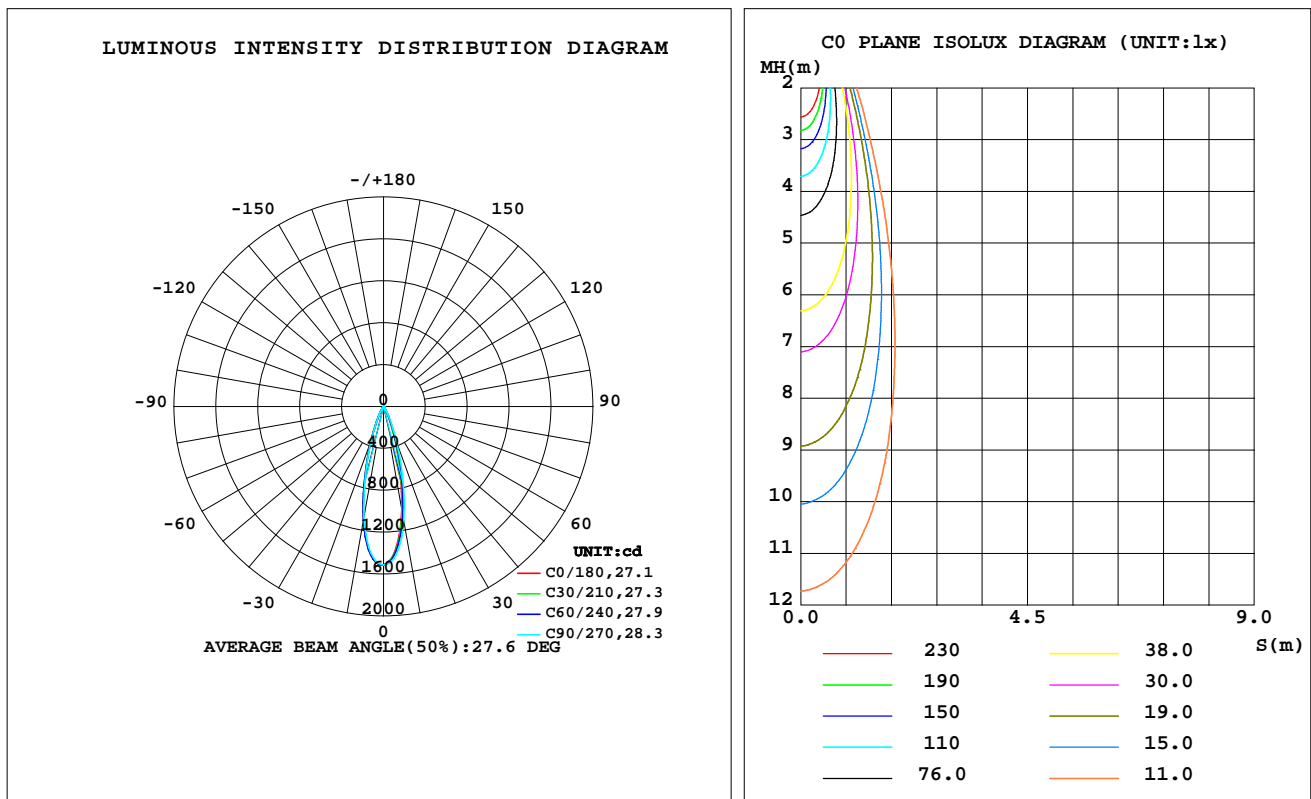
C Range: 0 - 360DEG
C Interval: 30.0DEG
Test Speed: HIGH
Temperature: 25.3 °C
Operators: zoe
Test Date: 2024-01-03

γ Range: 0 - 180DEG
 γ Interval: 1.0DEG
Test System: EVERFINE GO-SPEX500_V1 SYSTEM V2.00.461
Humidity: 65.0%
Test Distance: 3.160m [K=1.0000]
Remarks: LAMP: BXR-V-DR-1830G-100Z-A-23 Ra: 90
LENS: PM-1103A 24R+DIFFUSER
DRIVER: PUP10A-1WMC-700 500mA
30minutes warm-up

LUMINAIRE PHOTOMETRIC TEST REPORT

Test:U:120.21V I:0.0944A P:11.215W PF:0.9865 Freq:59.98Hz Lamp Flux:889.25x1 lm		
NAME: 2118.565-LEA-09B-DW	TYPE:	WEIGHT:
SPEC.: 3000K	DIM.:	SERIAL No.: 2401030005
MFR.: RISE	SUR.: 0.001319585m2	Shielding Angle:

DATA OF LAMP		PHOTOMETRIC DATA Eff: 36.21 lm/W			
MODEL	Bridgelux	I _{max} (cd)	1513	S/MH(C0/180)	0.48
NOMINAL POWER(W)	11	LOR(%)	45.7	S/MH(C90/270)	0.47
RATED VOLTAGE(V)	120	TOTAL FLUX(lm)	406.14	η UP,DN(C0-180)	0.0,23.0
NOMINAL FLUX(lm)	889.25	CIE CLASS	DIRECT	η UP,DN(C180-360)	0.0,22.7
LAMPS INSIDE	1	η up(%)	0.0	CIBSE SHR NOM	0.00
TEST VOLTAGE(V)	120	η down(%)	45.7	CIBSE SHR MAX	0.30



C Range: 0 - 360DEG
C Interval: 30.0DEG
Test Speed: HIGH
Temperature:25.3℃
Operators:zoe
Test Date:2024-01-03

γ Range: 0 - 180DEG
γ Interval: 1.0DEG
Test System:EVERFINE GO-SPEX500_V1 SYSTEM V2.00.461
Humidity:65.0%
Test Distance:3.160m [K=1.0000]
Remarks: LAMP:BXRV-DR-1830G-100Z-A-23 Ra:90
LENS:PM-1103A 24R+DIFFUSER
DRIVER:PUP10A-1WMC-700 500mA
30minutes warm-up

ZONAL FLUX DIAGRAM

ZONAL FLUX DIAGRAM:

γ	C0	C45	C90	C135	C180	C225	C270	C315	γ	Φ zone	Φ total	%lum,lamp
10	1003	1043	1117	1129	1103	1101	1076	1027	0- 10	123.1	123.1	30.3,13.8
20	289.1	321.9	382.6	379.0	357.4	355.7	346.2	306.2	10- 20	181.5	304.7	75,34.3
30	56.26	64.61	78.06	77.37	71.70	70.72	69.59	59.92	20- 30	75.13	379.8	93.5,42.7
40	8.889	10.08	12.22	13.06	12.36	10.77	9.147	8.356	30- 40	20.40	400.2	98.5,45
50	1.741	1.898	2.138	2.332	2.166	1.841	1.658	1.619	40- 50	3.434	403.6	99.4,45.4
60	1.016	1.150	1.274	1.216	1.088	0.8996	0.8833	0.8879	50- 60	1.214	404.9	99.7,45.5
70	0.4462	0.4760	0.8613	0.5754	0.4303	0.4668	0.4743	0.4669	60- 70	0.8544	405.7	99.9,45.6
80	0.1898	0.1789	0.1806	0.1759	0.1833	0.1912	0.2010	0.1917	70- 80	0.3262	406.0	100,45.7
90	0	0	0	0	0	0	0	0	80- 90	0.0991	406.1	100,45.7
100	0	0	0	0	0	0	0	0	90-100	0	406.1	100,45.7
110	0	0	0	0	0	0	0	0	100-110	0	406.1	100,45.7
120	0	0	0	0	0	0	0	0	110-120	0	406.1	100,45.7
130	0	0	0	0	0	0	0	0	120-130	0	406.1	100,45.7
140	0	0	0	0	0	0	0	0	130-140	0	406.1	100,45.7
150	0	0	0	0	0	0	0	0	140-150	0	406.1	100,45.7
160	0	0	0	0	0	0	0	0	150-160	0	406.1	100,45.7
170	0	0	0	0	0	0	0	0	160-170	0	406.1	100,45.7
180	0	0	0	0	0	0	0	0	170-180	0	406.1	100,45.7
DEG	LUMINOUS INTENSITY:cd									UNIT:lm		

C Range: 0 - 360DEG
C Interval: 30.0DEG
Test Speed: HIGH
Temperature:25.3 °C
Operators:zoe
Test Date:2024-01-03

γ Range: 0 - 180DEG
 γ Interval: 1.0DEG
Test System:EVERFINE GO-SPEX500_V1 SYSTEM V2.00.461
Humidity:65.0%
Test Distance:3.160m [K=1.0000]
Remarks: LAMP:BXRV-DR-1830G-100Z-A-23 Ra:90
LENS:PM-1103A 24R+DIFFUSER
DRIVER:PUP10A-1WMC-700 500mA
30minutes warm-up

LUMINANCE LIMITATION CURVES

Test:U:120.21V I:0.0944A P:11.215W PF:0.9865 Freq:59.98Hz
Lamp Flux:889.25x1 lm

NAME: 2118.565-LEA-09B-DW

TYPE:

WEIGHT:

SPEC.: 3000K

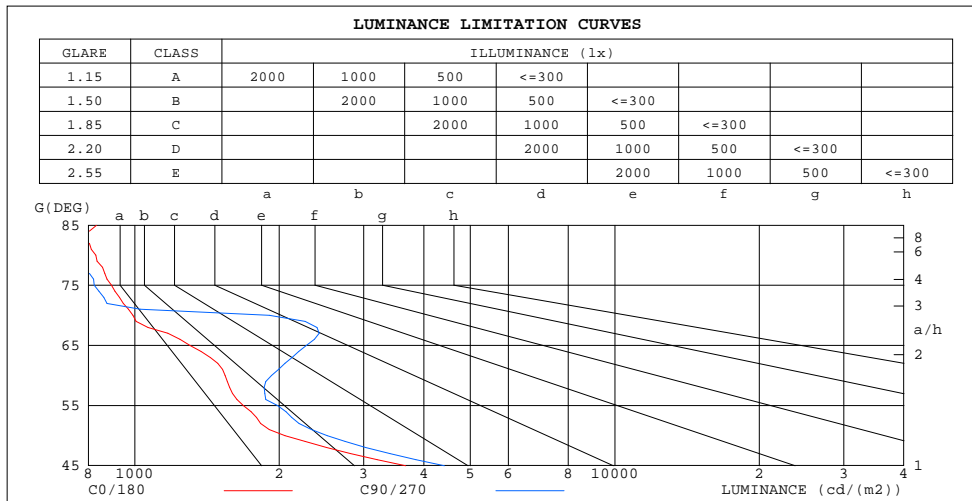
DIM.:

SERIAL No.: 2401030005

MFR.: RISE

SUR.: 0.001319585m2

Shielding Angle:



LUMINANCE cd/(m2)		
G(180)	C0/180	C90/270
85	832	799
80	830	787
75	894	823
70	991	1906
65	1303	2278
60	1543	1928
55	1682	1983
50	2056	2517
45	3668	4417

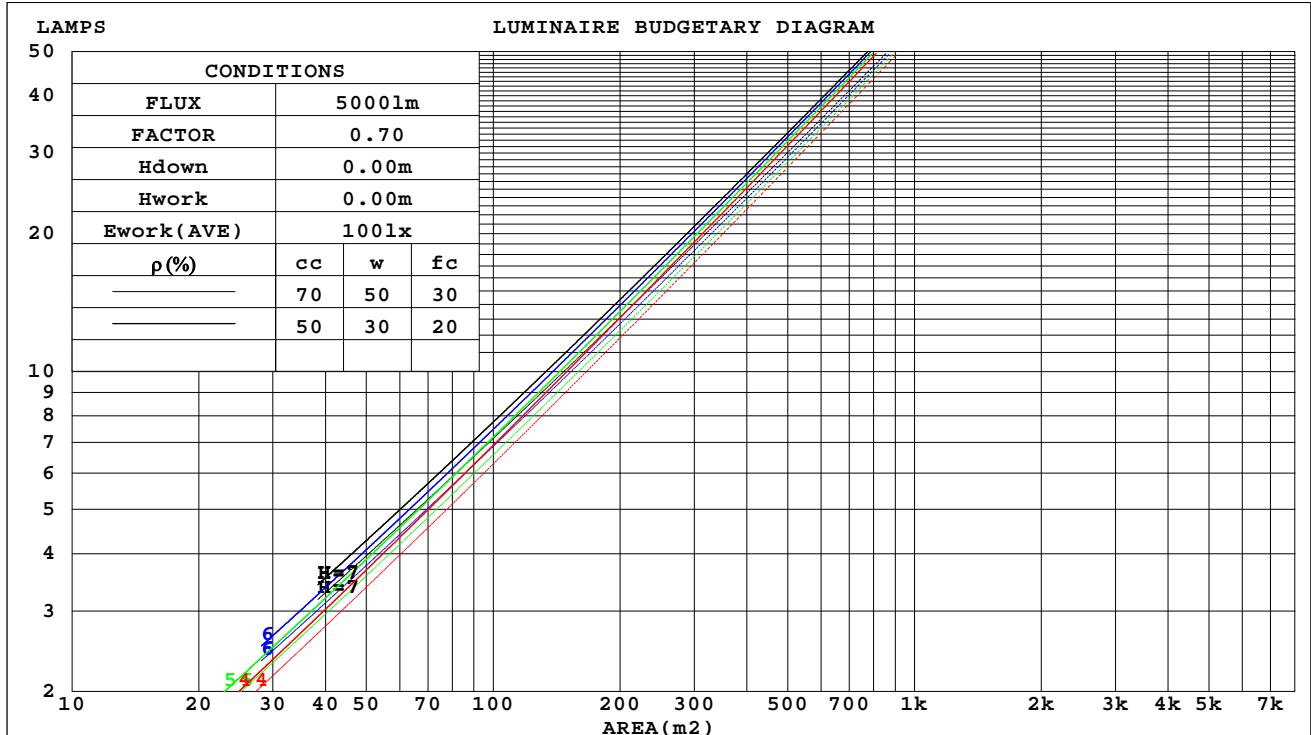
C Range: 0 - 360DEG
C Interval: 30.0DEG
Test Speed: HIGH
Temperature:25.3℃
Operators:zoe
Test Date:2024-01-03

γ Range: 0 - 180DEG
γ Interval: 1.0DEG
Test System:EVERFINE GO-SPEX500_V1 SYSTEM V2.00.461
Humidity:65.0%
Test Distance:3.160m [K=1.0000]
Remarks: LAMP:BXRV-DR-1830G-100Z-A-23 Ra:90
LENS:PM-1103A 24R+DIFFUSER
DRIVER:PUP10A-1WMC-700 500mA
30minutes warm-up

CU AND LUMINAIRE BUDGETARY ESTIMATE DIAGRAM

Test:U:120.21V I:0.0944A P:11.215W PF:0.9865 Freq:59.98Hz Lamp Flux:889.25x1 lm		
NAME: 2118.565-LEA-09B-DW	TYPE:	WEIGHT:
SPEC.: 3000K	DIM.:	SERIAL No.: 2401030005
MFR.: RISE	SUR.: 0.001319585m2	Shielding Angle:

pcc	80%			70%			50%			30%			10%			0
pw	50%	30%	10%	50%	30%	10%	50%	30%	10%	50%	30%	10%	50%	30%	10%	0
pfc	20%			20%			20%			20%			20%			0
RCR	RCR:Room Cavity Ratio			Coefficients of Utilization(CU)												
0.0	.54	.54	.54	.53	.53	.53	.51	.51	.51	.49	.49	.49	.47	.47	.47	.46
1.0	.51	.51	.50	.50	.50	.49	.49	.48	.47	.47	.46	.46	.45	.45	.45	.44
2.0	.49	.47	.46	.48	.47	.46	.47	.46	.45	.45	.45	.44	.44	.44	.43	.42
3.0	.47	.45	.44	.46	.44	.43	.45	.44	.43	.44	.43	.42	.43	.42	.41	.41
4.0	.45	.43	.41	.44	.42	.41	.43	.42	.41	.42	.41	.40	.42	.41	.40	.39
5.0	.43	.41	.39	.43	.41	.39	.42	.40	.39	.41	.40	.39	.40	.39	.38	.38
6.0	.41	.39	.38	.41	.39	.38	.40	.39	.38	.40	.38	.37	.39	.38	.37	.37
7.0	.40	.38	.36	.40	.38	.36	.39	.37	.36	.39	.37	.36	.38	.37	.36	.35
8.0	.38	.37	.35	.38	.36	.35	.38	.36	.35	.37	.36	.35	.37	.36	.35	.34
9.0	.37	.35	.34	.37	.35	.34	.37	.35	.34	.36	.35	.34	.36	.35	.34	.33
10.0	.36	.34	.33	.36	.34	.33	.36	.34	.33	.35	.34	.33	.35	.34	.33	.32



C Range: 0 - 360DEG
C Interval: 30.0DEG
Test Speed: HIGH
Temperature:25.3℃
Operators:zoe
Test Date:2024-01-03

γ Range: 0 - 180DEG
γ Interval: 1.0DEG
Test System:EVERFINE GO-SPEX500_V1 SYSTEM V2.00.461
Humidity:65.0%
Test Distance:3.160m [K=1.0000]
Remarks: LAMP:BXRV-DR-1830G-100Z-A-23 Ra:90
LENS:PM-1103A 24R+DIFFUSER
DRIVER:PUP10A-1WMC-700 500mA
30minutes warm-up

WEC AND CCEC

Test:U:120.21V I:0.0944A P:11.215W PF:0.9865 Freq:59.98Hz Lamp Flux:889.25x1 lm		
NAME: 2118.565-LEA-09B-DW	TYPE:	WEIGHT:
SPEC.: 3000K	DIM.:	SERIAL No.: 2401030005
MFR.: RISE	SUR.: 0.001319585m2	Shielding Angle:

pcc	80%			70%			50%			30%			10%			0	
pw	50%	30%	10%	50%	30%	10%	50%	30%	10%	50%	30%	10%	50%	30%	10%	0	
pfc	20%			20%			20%			20%			20%			0	
RCR	RCR:Room Cavity Ratio						Wall Exitance Coefficients(WEC)										
0.0																	
1.0	.065	.037	.012	.062	.035	.011	.056	.032	.010	.051	.029	.009	.046	.027	.009		
2.0	.060	.033	.010	.058	.032	.010	.053	.030	.009	.049	.027	.009	.045	.025	.008		
3.0	.057	.030	.009	.054	.029	.009	.051	.027	.008	.047	.026	.008	.044	.024	.007		
4.0	.053	.028	.008	.051	.027	.008	.048	.025	.008	.045	.024	.007	.042	.023	.007		
5.0	.050	.026	.007	.049	.025	.007	.046	.024	.007	.043	.023	.007	.041	.022	.007		
6.0	.048	.024	.007	.046	.023	.007	.044	.022	.007	.042	.022	.006	.039	.021	.006		
7.0	.045	.022	.006	.044	.022	.006	.042	.021	.006	.040	.021	.006	.038	.020	.006		
8.0	.043	.021	.006	.042	.021	.006	.040	.020	.006	.039	.020	.006	.037	.019	.006		
9.0	.041	.020	.006	.041	.020	.006	.039	.019	.005	.037	.019	.005	.036	.018	.005		
10.0	.040	.019	.005	.039	.019	.005	.037	.018	.005	.036	.018	.005	.035	.017	.005		

pcc	80%			70%			50%			30%			10%			0	
pw	50%	30%	10%	50%	30%	10%	50%	30%	10%	50%	30%	10%	50%	30%	10%	0	
pfc	20%			20%			20%			20%			20%			0	
RCR	RCR:Room Cavity Ratio						Ceiling Cavity Exitance Coefficients(CCEC)										
0.0	.087	.087	.087	.074	.074	.074	.051	.051	.051	.029	.029	.029	.009	.009	.009		
1.0	.077	.072	.067	.066	.062	.058	.045	.043	.040	.026	.025	.023	.008	.008	.008		
2.0	.069	.061	.054	.059	.052	.046	.040	.036	.032	.023	.021	.019	.007	.007	.006		
3.0	.062	.052	.043	.053	.045	.038	.037	.031	.026	.021	.018	.016	.007	.006	.005		
4.0	.057	.045	.036	.049	.039	.031	.033	.027	.022	.019	.016	.013	.006	.005	.004		
5.0	.052	.039	.030	.045	.034	.026	.031	.024	.018	.018	.014	.011	.006	.005	.004		
6.0	.048	.035	.025	.041	.030	.022	.028	.021	.015	.017	.012	.009	.005	.004	.003		
7.0	.045	.031	.021	.038	.027	.019	.027	.019	.013	.015	.011	.008	.005	.004	.003		
8.0	.042	.028	.018	.036	.024	.016	.025	.017	.011	.014	.010	.007	.005	.003	.002		
9.0	.039	.025	.016	.034	.022	.014	.023	.015	.010	.014	.009	.006	.004	.003	.002		
10.0	.037	.023	.014	.032	.020	.012	.022	.014	.009	.013	.008	.005	.004	.003	.002		

C Range: 0 - 360DEG
C Interval: 30.0DEG
Test Speed: HIGH
Temperature:25.3℃
Operators:zoe
Test Date:2024-01-03

γ Range: 0 - 180DEG
γ Interval: 1.0DEG
Test System:EVERFINE GO-SPEX500_V1 SYSTEM V2.00.461
Humidity:65.0%
Test Distance:3.160m [K=1.0000]
Remarks: LAMP:BXRV-DR-1830G-100Z-A-23 Ra:90
LENS:PM-1103A 24R+DIFFUSER
DRIVER:PUP10A-1WMC-700 500mA
30minutes warm-up

UGR(Unified Glare Rating) Table

Test:U:120.21V I:0.0944A P:11.215W PF:0.9865 Freq:59.98Hz Lamp Flux:889.25x1 lm										
NAME: 2118.565-LEA-09B-DW					TYPE:			WEIGHT:		
SPEC.: 3000K					DIM.:			SERIAL No.: 2401030005		
MFR.: RISE					SUR.: 0.001319585m2			Shielding Angle:		
ceiling/cavity	0.7	0.7	0.5	0.5	0.3	0.7	0.7	0.5	0.5	0.3
walls	0.5	0.3	0.5	0.3	0.3	0.5	0.3	0.5	0.3	0.3
working plane	0.2	0.2	0.2	0.2	0.2	0.2	0.2	0.2	0.2	0.2
Room dimensions	Viewed crosswise					Viewed endwise				
x = 2H y = 2H	9.8	10.5	10.0	10.6	10.8	11.1	11.8	11.3	11.9	12.1
3H	9.7	10.4	10.0	10.6	10.8	11.2	11.8	11.4	12.0	12.2
4H	9.7	10.3	10.0	10.5	10.7	11.1	11.7	11.4	11.9	12.1
6H	9.7	10.2	9.9	10.5	10.7	11.0	11.6	11.3	11.8	12.1
8H	9.6	10.2	9.9	10.4	10.7	11.0	11.6	11.3	11.8	12.1
12H	9.6	10.1	9.9	10.4	10.7	11.0	11.5	11.3	11.8	12.0
4H 2H	9.7	10.3	9.9	10.5	10.7	10.9	11.6	11.2	11.8	12.0
3H	9.6	10.2	9.9	10.4	10.7	11.0	11.6	11.3	11.8	12.1
4H	9.6	10.1	9.9	10.4	10.7	11.0	11.5	11.3	11.7	12.0
6H	9.6	10.0	9.9	10.3	10.7	10.9	11.3	11.3	11.7	12.0
8H	9.5	9.9	9.9	10.3	10.7	10.9	11.3	11.3	11.6	12.0
12H	9.5	9.9	9.9	10.3	10.6	10.8	11.2	11.2	11.6	12.0
8H 4H	9.5	9.9	9.9	10.2	10.6	10.8	11.2	11.2	11.6	11.9
6H	9.5	9.8	9.9	10.2	10.6	10.8	11.1	11.2	11.5	11.9
8H	9.5	9.7	9.9	10.2	10.6	10.7	11.0	11.2	11.5	11.9
12H	9.4	9.7	9.9	10.1	10.6	10.7	11.0	11.2	11.4	11.9
12H 4H	9.4	9.8	9.8	10.2	10.6	10.8	11.2	11.2	11.5	11.9
6H	9.4	9.7	9.9	10.1	10.6	10.7	11.0	11.2	11.4	11.9
8H	9.4	9.7	9.9	10.1	10.6	10.7	11.0	11.2	11.4	11.9
Variations with the observer position at spacings(CIE Pub.117):										
S = 1.0H	+ 3.1 / - 4.2					+ 3.8 / - 4.4				
1.5H	+ 5.4 / - 3.9					+ 6.2 / - 5.3				
2.0H	+ 2.2 / - 1.1					+ 2.7 / - 1.6				

CIE Pub.117, 889.3 lm Total Lamp Luminous Flux Correct (8log(F/F0) = -0.4)
Area: 0.00131959 m2

C Range: 0 - 360DEG
C Interval: 30.0DEG
Test Speed: HIGH
Temperature:25.3℃
Operators:zoe
Test Date:2024-01-03

γ Range: 0 - 180DEG
γ Interval: 1.0DEG
Test System:EVERFINE GO-SPEX500_V1 SYSTEM V2.00.461
Humidity:65.0%
Test Distance:3.160m [K=1.0000]
Remarks: LAMP:BXRV-DR-1830G-100Z-A-23 Ra:90
LENS:PM-1103A 24R+DIFFUSER
DRIVER:PUP10A-1WMC-700 500mA
30minutes warm-up

UTILIZATION FACTORS TABLE

Test:U:120.21V I:0.0944A P:11.215W PF:0.9865 Freq:59.98Hz Lamp Flux:889.25x1 lm		
NAME: 2118.565-LEA-09B-DW	TYPE:	WEIGHT:
SPEC.: 3000K	DIM.:	SERIAL No.: 2401030005
MFR.: RISE	SUR.: 0.001319585m2	Shielding Angle:

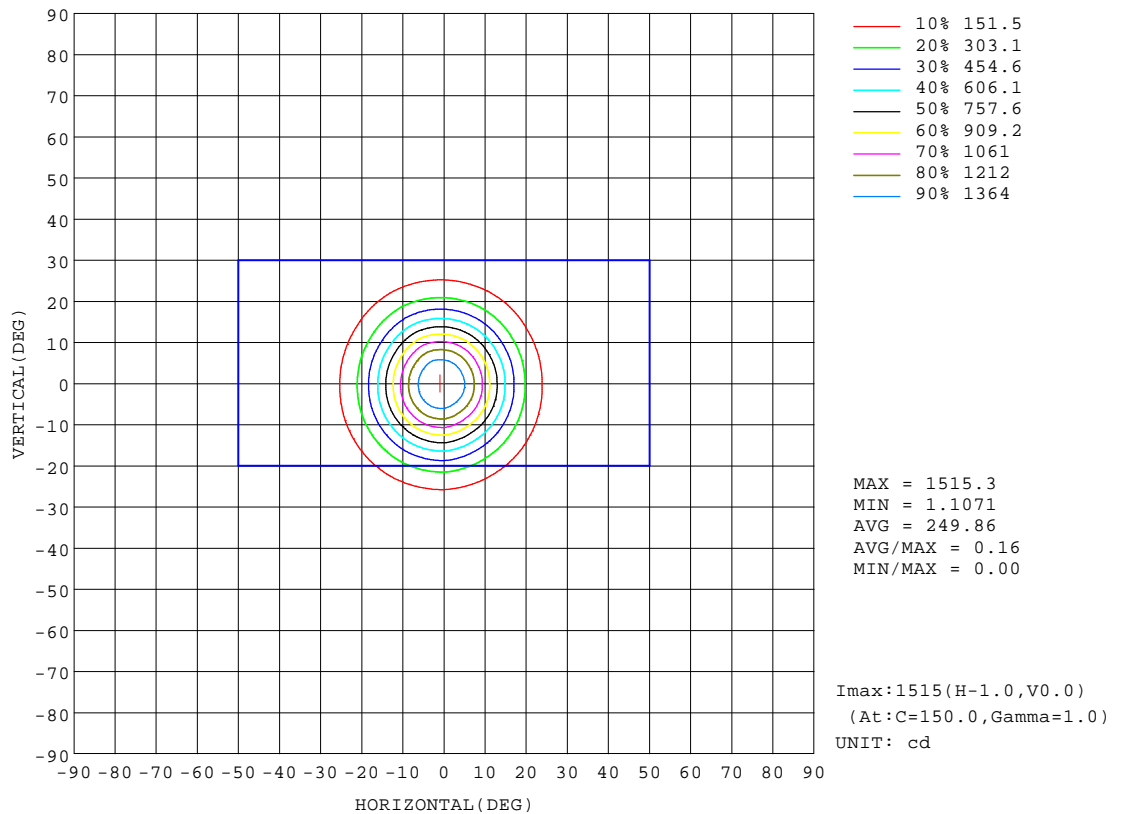
REFLECTANCE										
Ceiling	0.8	0.8	0.8	0.7	0.7	0.7	0.5	0.5	0.5	0
Walls	0.7	0.5	0.3	0.7	0.5	0.3	0.7	0.5	0.3	0
Working plane	0.2	0.2	0.2	0.2	0.2	0.2	0.2	0.2	0.2	0
ROOM INDEX	UTILIZATION FACTORS(PERCENT) $k(RI) \times RCR = 5$									
k = 0.60	41	39	37	41	39	37	41	39	37	36
0.80	45	42	41	44	42	41	44	42	40	39
1.00	46	44	43	46	44	42	45	44	42	41
1.25	48	46	44	48	46	44	47	45	44	42
1.50	49	47	46	49	47	46	48	46	45	43
2.00	50	48	47	49	48	47	48	47	46	44
2.50	51	49	48	50	49	48	49	48	47	44
3.00	51	50	49	51	49	48	49	48	47	45
4.00	52	51	50	51	50	50	50	49	48	45
5.00	53	52	51	52	51	50	50	50	49	46
ROOM INDEX	UF(total)									Direct
According to DIN EN 13032-2 2004			Suspended					SHRNOM = 1.25		

C Range: 0 - 360DEG
C Interval: 30.0DEG
Test Speed: HIGH
Temperature:25.3℃
Operators:zoe
Test Date:2024-01-03

γ Range: 0 - 180DEG
γ Interval: 1.0DEG
Test System:EVERFINE GO-SPEX500_V1 SYSTEM V2.00.461
Humidity:65.0%
Test Distance:3.160m [K=1.0000]
Remarks: LAMP:BXRV-DR-1830G-100Z-A-23 Ra:90
LENS:PM-1103A 24R+DIFFUSER
DRIVER:PUP10A-1WMC-700 500mA
30minutes warm-up

ISOCANDELA DIAGRAM

Test:U:120.21V I:0.0944A P:11.215W PF:0.9865 Freq:59.98Hz Lamp Flux:889.25x1 lm		
NAME: 2118.565-LEA-09B-DW	TYPE:	WEIGHT:
SPEC.: 3000K	DIM.:	SERIAL No.: 2401030005
MFR.: RISE	SUR.: 0.001319585m2	Shielding Angle:



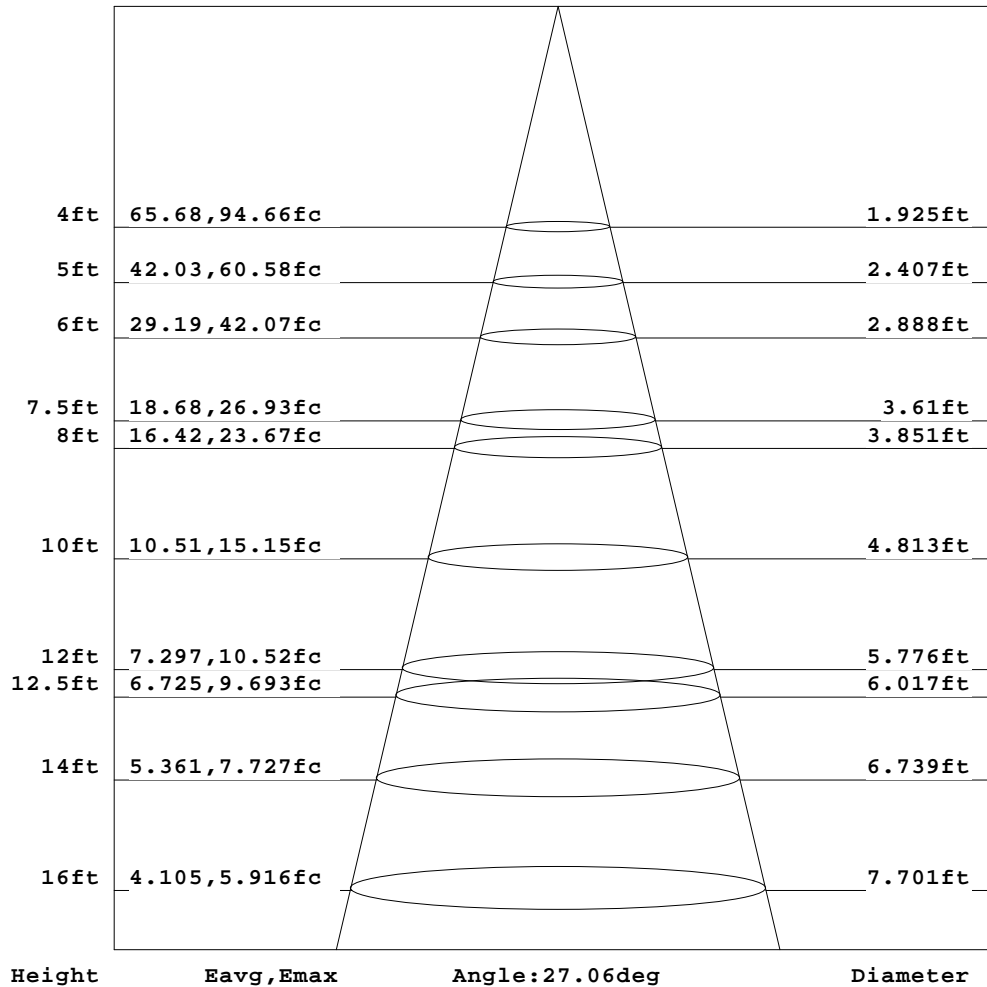
C Range: 0 - 360DEG
C Interval: 30.0DEG
Test Speed: HIGH
Temperature:25.3℃
Operators:zoe
Test Date:2024-01-03

γ Range: 0 - 180DEG
γ Interval: 1.0DEG
Test System:EVERFINE GO-SPEX500_V1 SYSTEM V2.00.461
Humidity:65.0%
Test Distance:3.160m [K=1.0000]
Remarks: LAMP:BXRV-DR-1830G-100Z-A-23 Ra:90
LENS:PM-1103A 24R+DIFFUSER
DRIVER:PUP10A-1WMC-700 500mA
30minutes warm-up

AAI Figure

Test:U:120.21V I:0.0944A P:11.215W PF:0.9865 Freq:59.98Hz Lamp Flux:889.25x1 lm		
NAME: 2118.565-LEA-09B-DW	TYPE:	WEIGHT:
SPEC.: 3000K	DIM.:	SERIAL No.: 2401030005
MFR.: RISE	SUR.: 0.001319585m2	Shielding Angle:

Flux out:205.2 lm



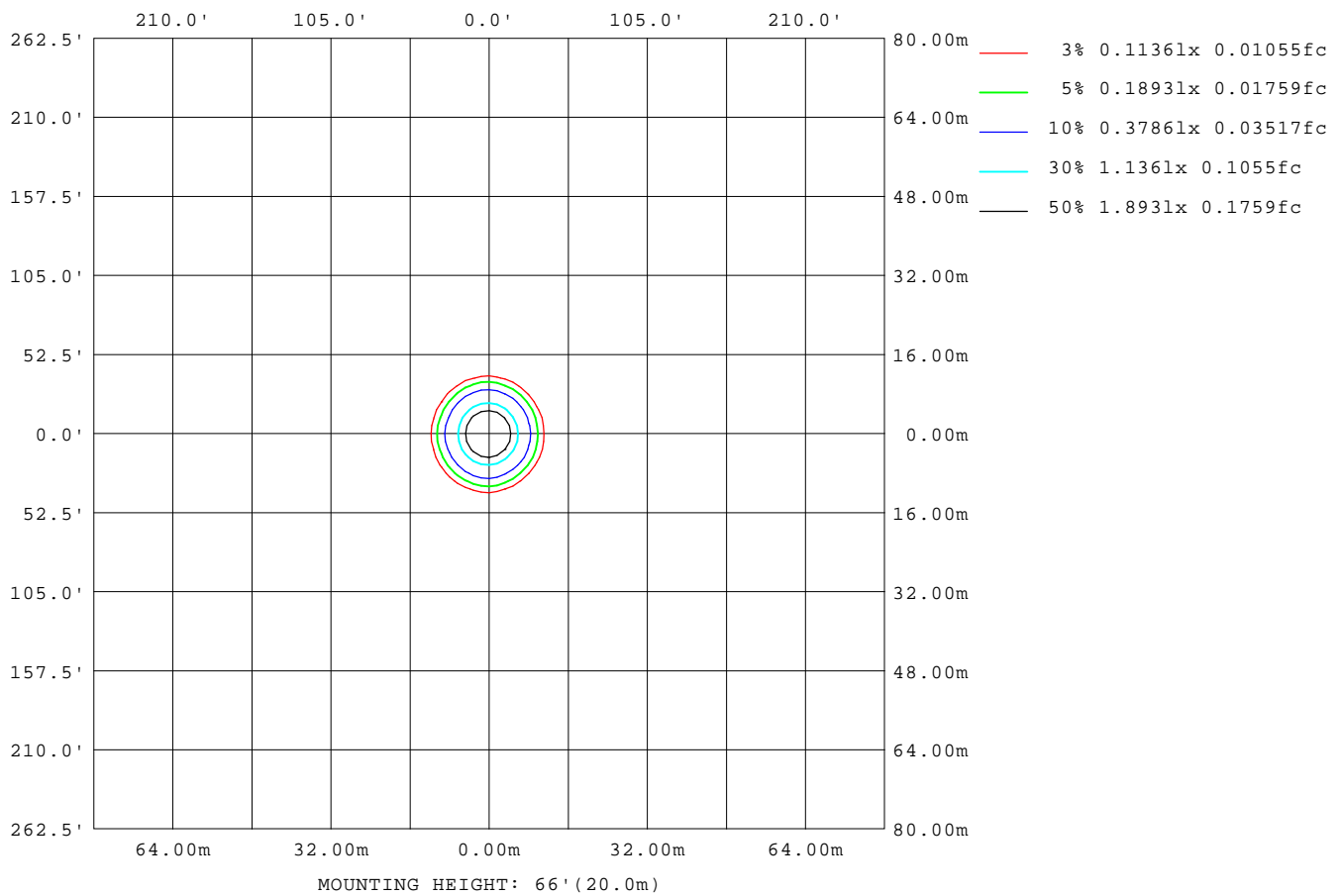
Note: The Curves indicate the illuminated area and the average illumination when the luminaire is at different distance.

C Range: 0 - 360DEG
C Interval: 30.0DEG
Test Speed: HIGH
Temperature: 25.3 °C
Operators: zoe
Test Date: 2024-01-03

γ Range: 0 - 180DEG
γ Interval: 1.0DEG
Test System: EVERFINE GO-SPEX500_V1 SYSTEM V2.00.461
Humidity: 65.0%
Test Distance: 3.160m [K=1.0000]
Remarks: LAMP: BXR V-DR-1830G-100Z-A-23 Ra: 90
LENS: PM-1103A 24R+DIFFUSER
DRIVER: PUP10A-1WMC-700 500mA
30minutes warm-up

ISOLUX DIAGRAM

Test:U:120.21V I:0.0944A P:11.215W PF:0.9865 Freq:59.98Hz Lamp Flux:889.25x1 lm		
NAME: 2118.565-LEA-09B-DW	TYPE:	WEIGHT:
SPEC.: 3000K	DIM.:	SERIAL No.: 2401030005
MFR.: RISE	SUR.: 0.001319585m2	Shielding Angle:



C Range: 0 - 360DEG
C Interval: 30.0DEG
Test Speed: HIGH
Temperature:25.3°C
Operators:zoe
Test Date:2024-01-03

γ Range: 0 - 180DEG
γ Interval: 1.0DEG
Test System:EVERFINE GO-SPEX500_V1 SYSTEM V2.00.461
Humidity:65.0%
Test Distance:3.160m [K=1.0000]
Remarks: LAMP:BXRV-DR-1830G-100Z-A-23 Ra:90
LENS:PM-1103A 24R+DIFFUSER
DRIVER:PUP10A-1WMC-700 500mA
30minutes warm-up

LED Avg.L Report

Test:U:120.21V I:0.0944A P:11.215W PF:0.9865 Freq:59.98Hz Lamp Flux:889.25x1 lm		
NAME: 2118.565-LEA-09B-DW	TYPE:	WEIGHT:
SPEC.: 3000K	DIM.:	SERIAL No.: 2401030005
MFR.: RISE	SUR.: 0.001319585m2	Shielding Angle:

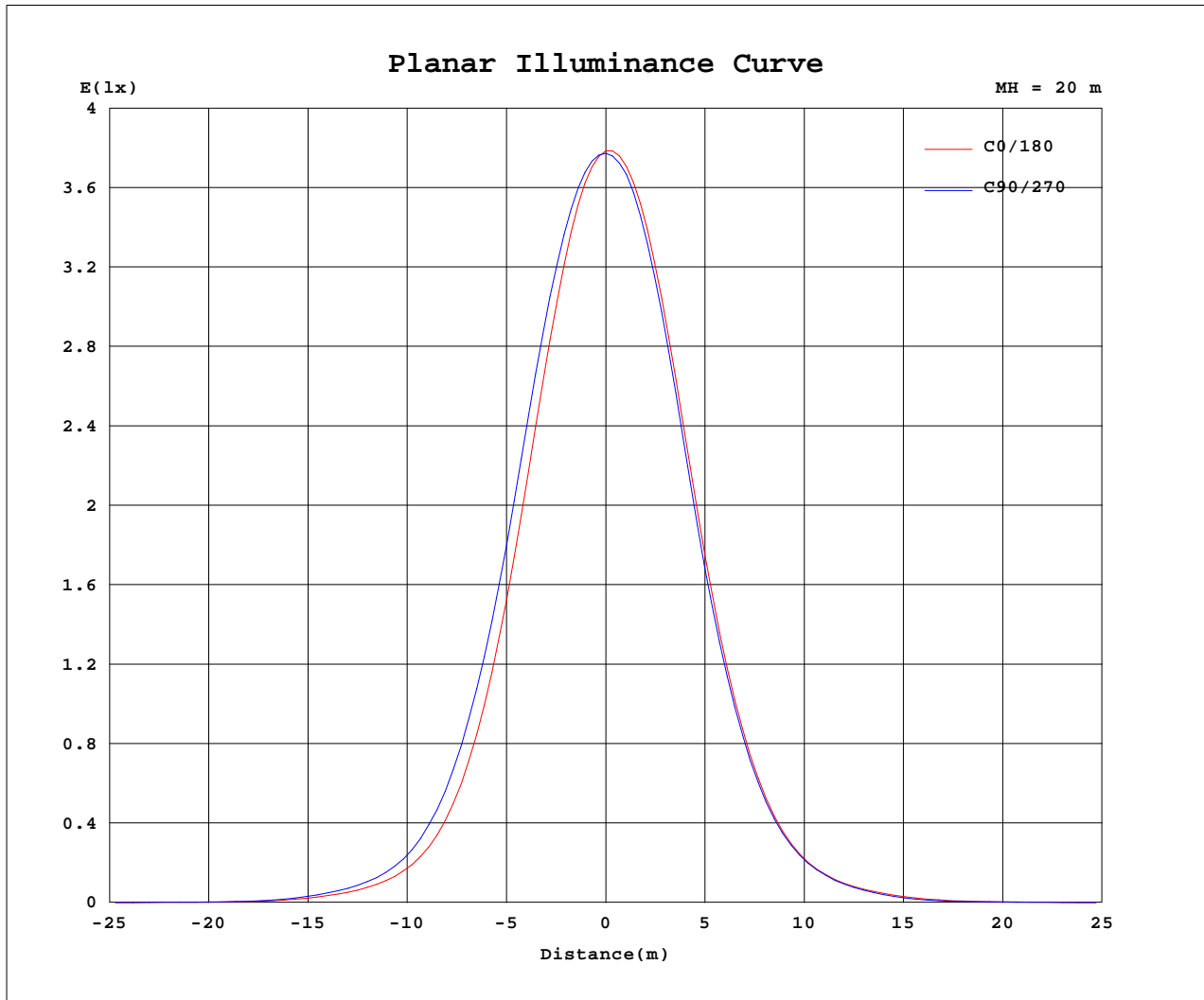
AvgL	cd/m2
L_0~180(65)av	1390
L_0~180(75)av	876
L_0~180(85)av	803
L_90~270(65)av	1790
L_90~270(75)av	888
L_90~270(85)av	819
L_45(65)av	1633
L_45(75)av	877
L_45(85)av	754

Standard: GB/T 29293-2012

C Range: 0 - 360DEG
C Interval: 30.0DEG
Test Speed: HIGH
Temperature:25.3℃
Operators:zoe
Test Date:2024-01-03

γ Range: 0 - 180DEG
γ Interval: 1.0DEG
Test System:EVERFINE GO-SPEX500_V1 SYSTEM V2.00.461
Humidity:65.0%
Test Distance:3.160m [K=1.0000]
Remarks: LAMP:BXRV-DR-1830G-100Z-A-23 Ra:90
LENS:PM-1103A 24R+DIFFUSER
DRIVER:PUP10A-1WMC-700 500mA
30minutes warm-up

Planar Illuminance Curve



C Range: 0 - 360DEG
 C Interval: 30.0DEG
 Test Speed: HIGH
 Temperature: 25.3 °C
 Operators: zoe
 Test Date: 2024-01-03

γ Range: 0 - 180DEG
 γ Interval: 1.0DEG
 Test System: EVERFINE GO-SPEX500_V1 SYSTEM V2.00.461
 Humidity: 65.0%
 Test Distance: 3.160m [K=1.0000]
 Remarks: LAMP: BXRV-DR-1830G-100Z-A-23 Ra: 90
 LENS: PM-1103A 24R+DIFFUSER
 DRIVER: PUP10A-1WMC-700 500mA
 30minutes warm-up



LUMINOUS DISTRIBUTION INTENSITY DATA

Test:U:120.21V I:0.0944A P:11.215W PF:0.9865 Freq:59.98Hz Lamp Flux:889.25x1 lm		
NAME: 2118.565-LEA-09B-DW	TYPE:	WEIGHT:
SPEC.: 3000K	DIM.:	SERIAL No.: 2401030005
MFR.: RISE	SUR.: 0.001319585m2	Shielding Angle:

Table--1

UNIT: cd

C(DEG) γ (DEG)	0	30	60	90	120	150	180	210	240	270	300	330						
0	1512	1512	1512	1512	1512	1512	1512	1512	1512	1512	1512	1512						
5	1363	1373	1386	1415	1428	1432	1422	1416	1421	1402	1384	1364						
10	1003	1028	1059	1117	1132	1125	1103	1094	1108	1076	1046	1009						
15	594	619	654	714	723	710	688	679	693	663	634	601						
20	289	308	336	383	386	372	357	350	361	346	320	293						
25	125	134	150	174	175	168	160	156	162	156	142	126						
30	56.3	61.0	68.2	78.1	79.6	75.1	71.7	69.7	71.7	69.6	63.3	56.6						
35	25.9	28.3	31.3	35.9	36.6	35.5	33.9	32.1	31.8	29.7	27.2	25.4						
40	8.89	9.64	10.5	12.2	13.0	13.1	12.4	11.2	10.3	9.15	8.27	8.44						
45	3.42	3.56	3.76	4.13	4.40	4.59	4.32	3.97	3.76	3.46	3.30	3.26						
50	1.74	1.84	1.96	2.14	2.30	2.37	2.17	1.92	1.76	1.66	1.60	1.64						
55	1.27	1.34	1.40	1.50	1.53	1.56	1.41	1.25	1.14	1.13	1.11	1.16						
60	1.02	1.10	1.20	1.27	1.25	1.18	1.09	0.92	0.88	0.88	0.87	0.90						
65	0.73	0.95	1.16	1.27	1.22	1.07	0.83	0.72	0.73	0.72	0.71	0.71						
70	0.45	0.43	0.52	0.86	0.73	0.42	0.43	0.46	0.48	0.47	0.47	0.47						
75	0.30	0.29	0.28	0.28	0.28	0.28	0.29	0.31	0.32	0.32	0.32	0.32						
80	0.19	0.18	0.18	0.18	0.18	0.17	0.18	0.19	0.19	0.20	0.19	0.19						
85	0.10	0.09	0.08	0.09	0.09	0.09	0.09	0.09	0.09	0.10	0.09	0.09						
90	0.00	0.00	0.00	0.00	0.00	0.00	0.00	0.00	0.00	0.00	0.00	0.00						
95	0.00	0.00	0.00	0.00	0.00	0.00	0.00	0.00	0.00	0.00	0.00	0.00						
100	0.00	0.00	0.00	0.00	0.00	0.00	0.00	0.00	0.00	0.00	0.00	0.00						
105	0.00	0.00	0.00	0.00	0.00	0.00	0.00	0.00	0.00	0.00	0.00	0.00						
110	0.00	0.00	0.00	0.00	0.00	0.00	0.00	0.00	0.00	0.00	0.00	0.00						
115	0.00	0.00	0.00	0.00	0.00	0.00	0.00	0.00	0.00	0.00	0.00	0.00						
120	0.00	0.00	0.00	0.00	0.00	0.00	0.00	0.00	0.00	0.00	0.00	0.00						
125	0.00	0.00	0.00	0.00	0.00	0.00	0.00	0.00	0.00	0.00	0.00	0.00						
130	0.00	0.00	0.00	0.00	0.00	0.00	0.00	0.00	0.00	0.00	0.00	0.00						
135	0.00	0.00	0.00	0.00	0.00	0.00	0.00	0.00	0.00	0.00	0.00	0.00						
140	0.00	0.00	0.00	0.00	0.00	0.00	0.00	0.00	0.00	0.00	0.00	0.00						
145	0.00	0.00	0.00	0.00	0.00	0.00	0.00	0.00	0.00	0.00	0.00	0.00						
150	0.00	0.00	0.00	0.00	0.00	0.00	0.00	0.00	0.00	0.00	0.00	0.00						
155	0.00	0.00	0.00	0.00	0.00	0.00	0.00	0.00	0.00	0.00	0.00	0.00						
160	0.00	0.00	0.00	0.00	0.00	0.00	0.00	0.00	0.00	0.00	0.00	0.00						
165	0.00	0.00	0.00	0.00	0.00	0.00	0.00	0.00	0.00	0.00	0.00	0.00						
170	0.00	0.00	0.00	0.00	0.00	0.00	0.00	0.00	0.00	0.00	0.00	0.00						
175	0.00	0.00	0.00	0.00	0.00	0.00	0.00	0.00	0.00	0.00	0.00	0.00						
180	0.00	0.00	0.00	0.00	0.00	0.00	0.00	0.00	0.00	0.00	0.00	0.00						

C Range: 0 - 360DEG
C Interval: 30.0DEG
Test Speed: HIGH
Temperature:25.3℃
Operators:zoe
Test Date:2024-01-03

γ Range: 0 - 180DEG
γ Interval: 1.0DEG
Test System:EVERFINE GO-SPEX500_V1 SYSTEM V2.00.461
Humidity:65.0%
Test Distance:3.160m [K=1.0000]
Remarks: LAMP:BXRV-DR-1830G-100Z-A-23 Ra:90
LENS:PM-1103A 24R+DIFFUSER
DRIVER:PUP10A-1WMC-700 500mA
30minutes warm-up